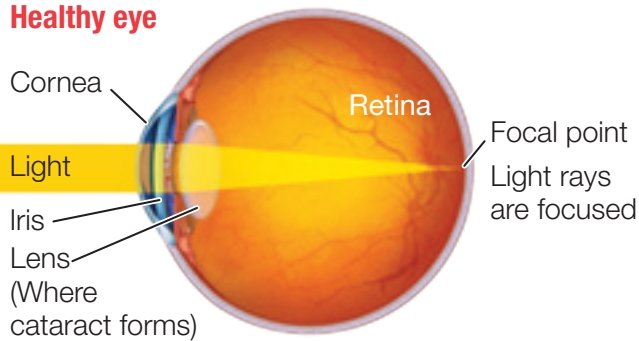


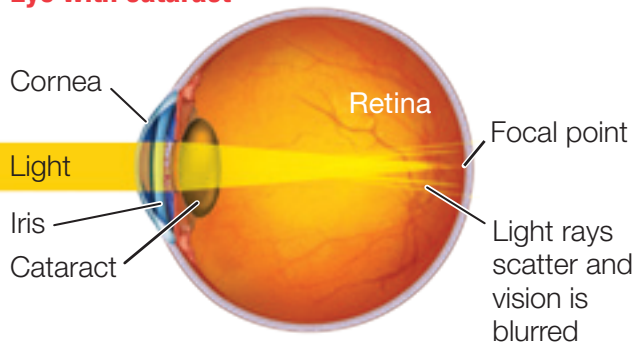
## What is a Cataract?

As we age, proteins begin to clump together inside the eye's natural lens, causing it to become cloudy and discolored. This causes light rays to scatter inside the eye instead focusing directly on the retina and creates hazy, blurred vision.

### Healthy eye



### Eye with cataract



A cataract is a very common vision disorder and is a normal part of the aging process. In fact, every year over 18 million people worldwide choose to have cataract surgery performed.<sup>1</sup>

### Important Safety Information – TECNIS® Toric IOL

**Approved Use:** The TECNIS® Toric Intraocular Lens (IOL) is an artificial lens designed to be placed inside a patient's eye to replace their natural lens after cataract surgery. The lens is used to correct corneal astigmatism (a focusing error in the eye where near and far objects appear blurry) and to improve distance vision in adult patients. Talk to your eye doctor to find out if the TECNIS® Toric IOL is right for you.

**Warnings:** Existing eye conditions and surgical difficulties may increase the risk of complications. Your doctor will determine if you are a good candidate for lens replacement. There is a possibility that the lens could be placed incorrectly or could move inside the eye and you may experience vision problems or distortions. This may require a second surgery to have your doctor correctly reposition the lens. Although you may be able to see better without glasses or contact lenses at far distances, you may still need reading glasses.

**Precautions:** If your eye is not healthy, you may not get the full benefits of the TECNIS® Toric IOL. Before surgery your doctor will check to see if you have any eye diseases. If you wear contact lenses, your doctor may ask that you stop wearing them before being tested for the lens. Your doctor will tell you what activities to avoid while you are recovering from surgery.

**Side Effects:** In 3.4% of patients, side effects with TECNIS® Toric included the need for a second surgery to reposition the lens or repair the retina. Other side effects included swelling/thickening of the retina (2.9%), and separation of the retina from the surrounding tissues (less than 1%).

**Caution:** Federal law restricts this device to sale by or on the order of a physician.

Choosing to have cataract surgery is the first step toward improving your vision. Ask your doctor about how the TECNIS® Toric lens can treat both your cataracts and astigmatism in the same procedure.

Physician's name/address/phone number

---



---



---



---

1. Market Scope. 2011 Global Presbyopia-correcting Surgery Market: St. Louis, Mo: Market Scope LLC. 2. TECNIS Toric IOL Foldable Posterior Chamber Intraocular Lenses [package insert]. Santa Ana, Calif: Abbott Medical Optics Inc.

TECNIS is a trademark owned by or licensed to Abbott Laboratories, its subsidiaries or affiliates. ©2013 Abbott Medical Optics Inc. www.AbbottMedicalOptics.com 2012.12.14-CT6153 Reorder: TEC13-01



What if your cataracts and astigmatism could both be corrected at the same time?

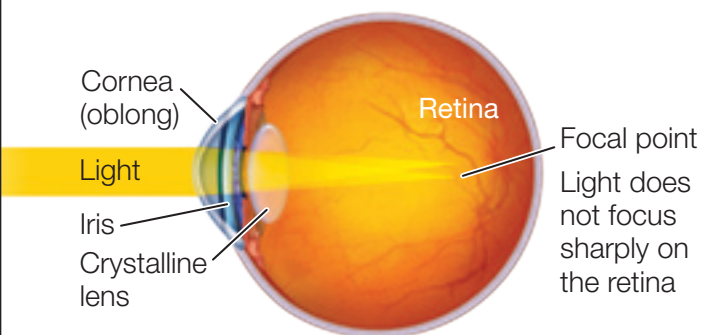


**Approved Use:** The TECNIS® Toric Intraocular Lens (IOL) is an artificial lens designed to be placed inside a patient's eye to replace their natural lens after cataract surgery. The lens is used to correct corneal astigmatism (a focusing error in the eye where near and far objects appear blurry) and to improve distance vision in adult patients. Talk to your eye doctor to find out if the TECNIS® Toric IOL is right for you.

If you're planning on having cataract surgery, there's a way your surgeon can remove your cataracts and correct your astigmatism in a single step—with the proven, advanced technology of the **TECNIS® Toric** intraocular lens.

## What is Astigmatism?

In a healthy human eye, the cornea is round in shape like a basketball. Astigmatism occurs when the cornea is shaped more like a football. When light passes through a cornea with astigmatism, the image does not focus sharply on the retina, causing blurred vision.



## How is Cataract Surgery Performed?

Cataract surgery is usually an outpatient procedure. Before surgery, your doctor will check for your eyes for any diseases and select the appropriate lens to correct your astigmatism. Preexisting eye conditions and surgical difficulties may increase the risk of complications. Your doctor will determine if you are a good candidate for this procedure.

During the surgery, your surgeon will remove the cataract and replace your eye's natural lens with an artificial lens called an intraocular lens (IOL).



### Simulated vision

Cataracts and astigmatism create cloudy and blurred vision.



### Simulated vision

Even after the cataract is removed, the astigmatism will still cause blurred vision.



### Simulated vision

With the **TECNIS® Toric** IOL, you may have less dependence on glasses for distance vision.

## How Can an IOL Correct Both Cataracts and Astigmatism?

While standard IOLs can improve vision by replacing the eye's clouded natural lens, glasses or contacts will still be needed to correct the astigmatism. That is why your surgeon may recommend a toric IOL that not only replaces the eye's natural lens, but also helps correct astigmatism at the same time.

## Why the TECNIS® Toric IOL?

**TECNIS®** IOLs are a proven solution trusted by cataract surgeons around the world. The advanced technology of the **TECNIS® Toric** IOL combines multiple design advantages, and may help you regain the clear, crisp vision of your youth. In fact, **97%** of patients say they would choose to have the **TECNIS® Toric** IOL again.<sup>2</sup>

Although you may have less dependence on glasses or contacts for distance vision, you may still need glasses for near vision after surgery. Possible side effects of cataract surgery may include swelling in the eye, and the need for lens replacement or a second surgery. Ask your doctor if the **TECNIS® Toric** IOL is right for you.



**...97% of patients say they would choose to have the TECNIS® Toric IOL again.<sup>2</sup>**